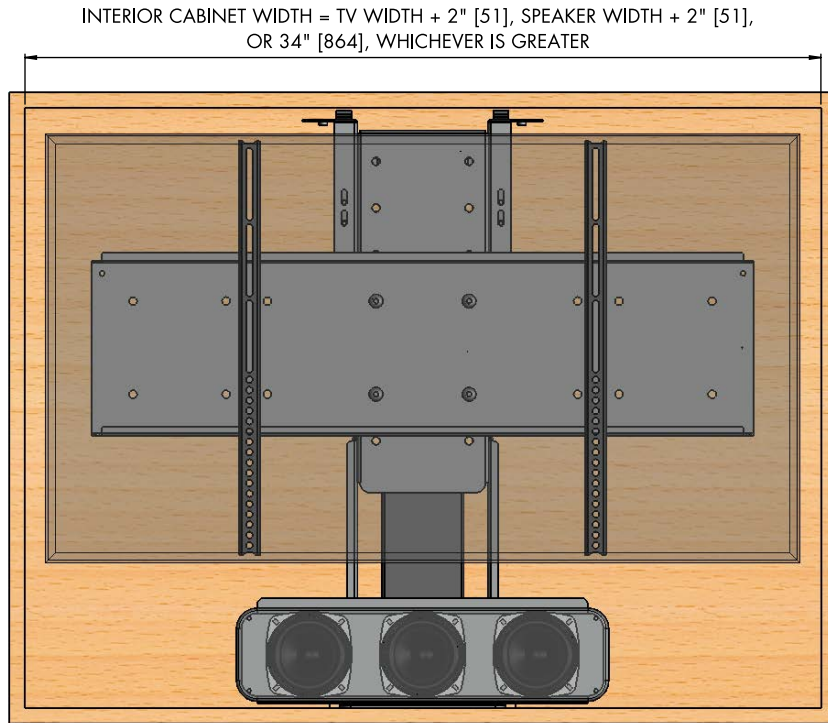
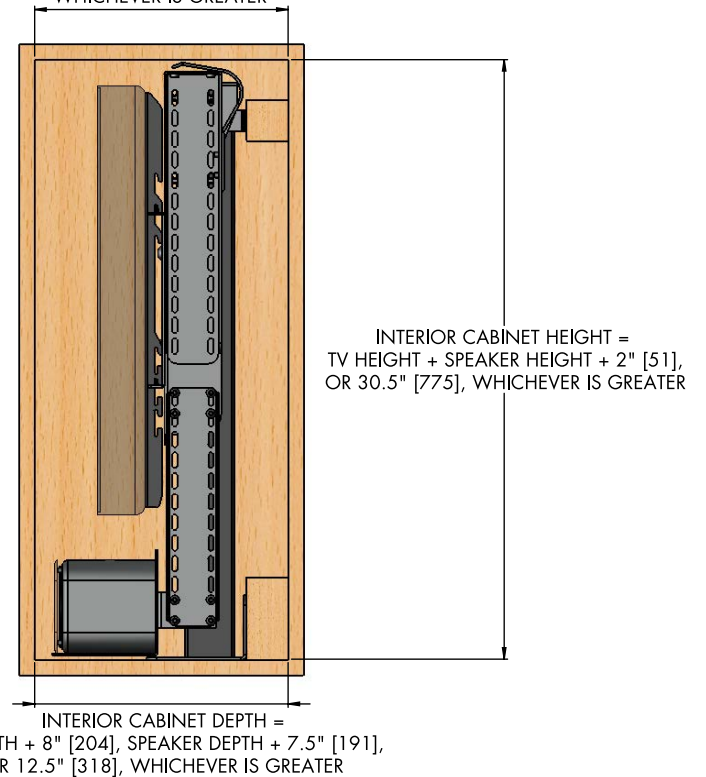


MODEL L-50 DIAGRAM

W/ CENTER SPEAKER SHELF + HINGED TOP GUIDES - PRIMARY CABINET DIMENSIONS



LID CUTOUT DEPTH = TV DEPTH + 8" [204],
SPEAKER DEPTH + 7.5" [191], OR 12.5" [318],
WHICHEVER IS GREATER



QUICK REFERENCE DIMENSION GUIDE (USE WHICHEVER IS GREATER)

TV DIMENSIONS: W _____, H _____, D _____
 SPEAKER DIMENSIONS: SW _____, SH _____, SD _____
 INTERIOR CABINET HEIGHT: H + SH + 1.5" [39] = _____ OR 30.5" [775]
 INTERIOR CABINET WIDTH: W + 2" [51] = _____ OR SW + 2" [51] = _____ OR 34" [864]
 INTERIOR CABINET DEPTH: D + 8" [204] = _____ OR SD + 7.5" [191] = _____ OR 12.5" [318]

NOTES:

1. THE CABINET BOX SHOWN IN THE DIAGRAM IS FOR REFERENCE ONLY AND IS NOT PROVIDED WITH THE LIFT SYSTEM
2. FOR REFERENCE DIMENSIONS, SEE PAGE 2 OF THIS DIAGRAM
3. ALL DIMENSIONS SHOWN IN INCHES WITH MILLIMETERS SHOWN IN []
4. FOR THIS LIFT MODEL, THE LENGTH OF ITS TRAVEL [EXTENSION LENGTH OR STROKE] IS 39.25" [998]
5. TO FULLY EXPOSE THE TV AND SPEAKER, TV HEIGHT + SPEAKER HEIGHT + LID THICKNESS + 1.25" [32] CANNOT EXCEED 39.25" [998]
6. FOR THIS LIFT MODEL, THE TOTAL WEIGHT CAPACITY IS 100 LBS [45 kg] (TV AND LID)
7. HEIGHT OF THIS MODEL IS ADJUSTABLE IN 1/4" [7] INCREMENTS UP TO 12" [305] MINIMUM HEIGHT = 29" [737]; MAXIMUM HEIGHT = 41" [1042]
8. WHEN DETERMINING TV HEIGHT, ALWAYS USE MANUFACTURER SUPPLIED "TV WITHOUT STAND" HEIGHT
9. LIFT MECHANISM IS POWDERCOATED BLACK STEEL, COLORS IN DIAGRAM ARE FOR CLARITY ONLY

IMPORTANT HINGED LID INFORMATION

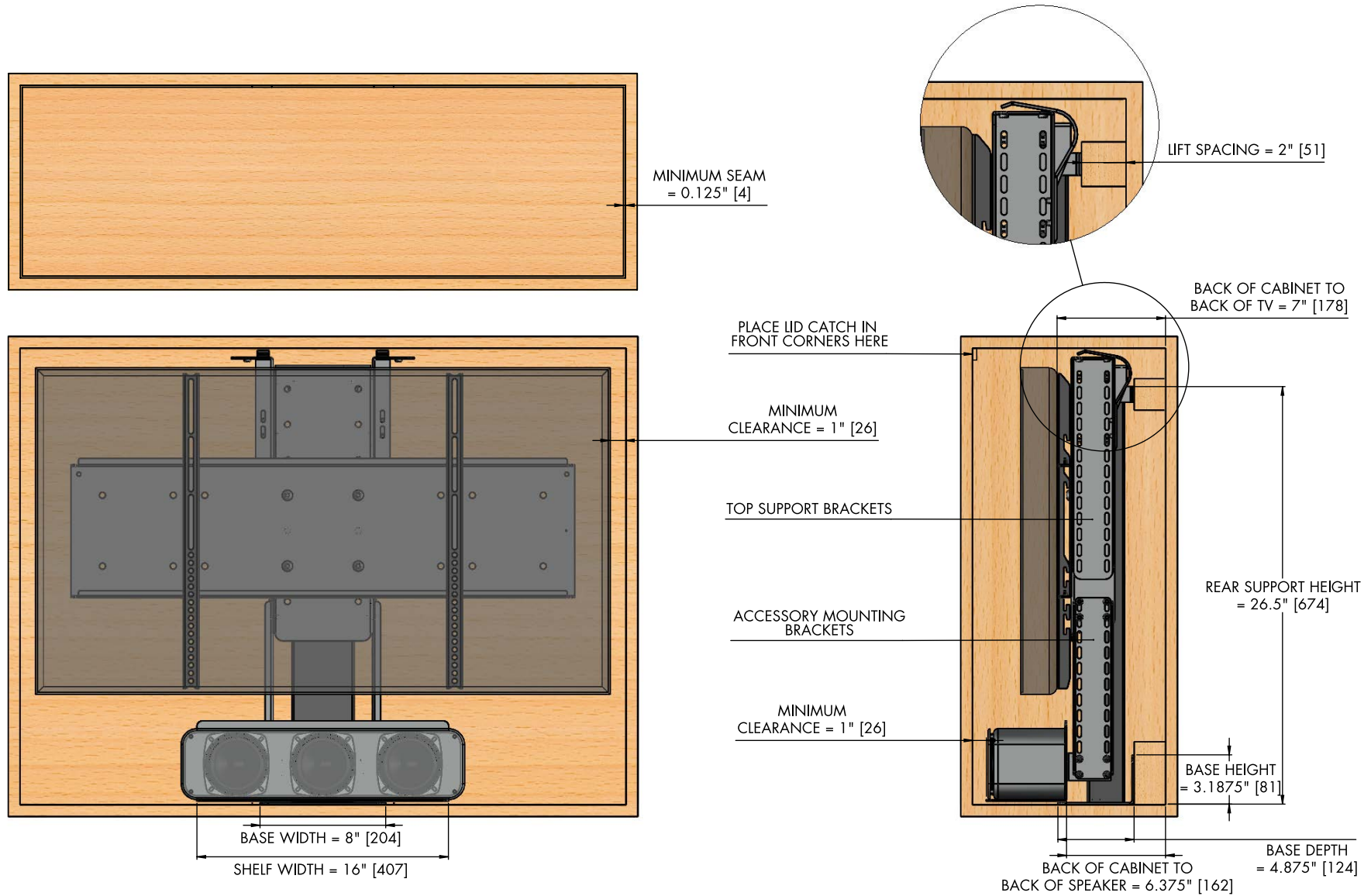
1. HINGED LIDS REQUIRE THE USE OF THE "HINGED TOP GUIDE" ACCESSORY
2. HINGES FOR THE LID ARE NOT PROVIDED BY NEXUS 21
3. SEE PAGE 2 OF THIS DRAWING FOR MORE DETAILED INFORMATION ABOUT THE HINGED LID

NEXUS 21

COPYRIGHT 2017 - ALL RIGHTS RESERVED
UPDATED 12/02/17

MODEL L-50 DIAGRAM

W/ CENTER SPEAKER SHELF + HINGED TOP GUIDES - CABINET REFERENCE DIMENSIONS



- NOTES:
1. TOP SUPPORT BRACKETS ALLOW TOP PLATE TO BE ADJUSTED FLUSH WITH UNDERSIDE OF LID
 2. ACCESSORY MOUNTING BRACKETS ALLOW SPEAKER SHELF TO BE ADJUSTED CLOSE TO UNDERSIDE OF TV
 3. THE LID IN THIS CONFIGURATION IS HINGED AND MUST BE SPACED AT MINIMUM 2" [51] AWAY FROM THE PIVOT POINT TO PREVENT THE LID FROM GOING OVER CENTER
 4. THE LID MUST HAVE A LID CATCH TO REST ON IN ORDER TO ENSURE IT STAYS FLUSH WITH THE SURROUNDING CABINET OR COUNTERTOP
 5. MINIMUM SEAM CAN BE REDUCED TO 0.0625" [2] WITH A 45 DEGREE BEVEL ON THE LID

NEXUS₂₁

COPYRIGHT 2017 - ALL RIGHTS RESERVED
UPDATED 12/02/17